

Terminal Blocks - Component

See General Information for Terminal Blocks - Component

OPENWISE INDUSTRIAL LTD

Unit 12, 10th Fl, Hong Man Industrial Centre
2 Hong Man St
Chai Wan, HONG KONG

E156678

Cat. No.	Wire Range	Wire Type	FW	TQ Lb In.	V	A	UG	CA
104, 230, E230	22-12	Cu	2	7	600	25	B/C	2(105), 4
106, 500, E500	22-10	Cu	2	4.4	600	30	B/C	2(105), 4
116 (3)	16-10 Sol,	Cu	1	10.6	600	32	C	2(105)
	14-6 Str	Cu	1	10.6	600	63	C	2(105)
204, 204WP	12-22	Cu	2	3.5	600	25	B	2(105), 4
206, 206WP	10-22	Cu	2	4.4	600	30	B	2(105), 4
210, 210WP	16-10	Cu	2	7	600	35	B, C	2(105), 4
116, 216	16-10 Sol	Cu	1	10.6	600	32	C	2(105)
	14 -6 Str	Cu	1	10.6	600	63	C	2(105)
230WP, E230WP	22-12	Cu	2	3.5	600	25	B/C	2(105), 4
407	14-20	Cu	2	4.4	300	15	B	2(105), 4
410	16-22 Str,	Cu	2	4.4	300	10	B/D	2(105), 4
	16 Sol							
412	16 Sol,	Cu	2	3.5	300	12	B/D	2(105), 4
	22 Str							
465	22-12 Str/Sol	Cu	1	4.4	300	17.5	B/D	2(105), 3(M3), 4
466	22-12 Str/Sol	Cu	2	4.4	300	20	B/D	2(105), 3(M2.6), 4
500WP, E500WP	22-10	Cu	2	4.4	600	30	B/C	2(105)
830, 830WP	16-10	Cu	2	7	600	35	B/C	2(105)

833, 833R	16-10	Cu	2	7	600	35	B/C	2(105)
960	18-14(1)	Cu	1	4.5	300	17.5	B/C/D	2(105), #
	20-16(2)							
801	14-22 Sol/Str	Cu	2	9	300	15	B, C, D	2(150), 4
	14-22 Sol/Str	Cu	1	9	300	20	B, C, D	2(150), 5
802	12-22 Sol/Str	Cu	1	9	300	25	B, C, D	2(150), 4
	12-22 Sol/Str	Cu	1	9	300	30	B, C, D	2(150), 5
803	10-22 Sol/Str	Cu	2	16	600	35	B, C, D	2(150), 4
	10-22 Sol/Str	Cu	1	16	600	40	B, C, D	2(150), 5
673	18-20 Sol	Cu	2	—	300	2	B, D	2(130), 4
500S(@1)	10-18 Sol/Str	Cu	2	4.4	300(4)	25	B, C	1, 2 (85), 4
M400(@2)	16, Sol/Str	Cu	1	2.65	300	10	B, D	2(115)
407(@2)	14-20, Sol/Str	Cu	1	4.4	300	15	B	2(115)
					300	Note A	D	
410(@3)	16, Sol16-22, Str	Cu	1	4.4	300	10	B, D	2(115)
412(@4)	14-22, Sol/Str	Cu	1	3.5	300	12	B	2(115)
					300	Note A	D	
464(@5)	14-22, Sol/Str	Cu	2	4.4	300	15	B	2(115), 4
					300	Note A	D	
			1	4.4	300	16	B	2(115)
465(@5)	12-22, Sol/Str	Cu	2	4.4	300	17.5	B	2(115), 4
					300	Note A	D	
466(@5)	12-22, Sol/Str	Cu	2	4.4	300	20	B	2(115), 4
					300	Note A	D	
673(@6)	18-20, Sol	Cu	2	—	300	2	B, D	2(115), 4
923(@7)	14-18, Sol/Str(Load)	Cu	1	—	300	16	B,C,D	2(105)
	16-18, Sol(Left Line)		1	—	600	Note A	D	
	14-16, Sol(Right Line)							

	18, Sol (Top Line)							
	14-18, Sol/Str(Load)	Cu	2	—	300	15	B,C,D	2(105), 4
	16-18, Sol(Left Line)		2	—	600	Note A	D	
	14-16, Sol(Right Line)							
	18, Sol (Top Line)							
675 Single (@8)	14~20 Sol/Str	Cu	2	—	300	10	B	2(105), 4
						Note A	D	
500B(@1)	12~18 Sol/Str	Cu	2	2.66	300	6	B,C,D	2(105), 4
250(@1)	12~18 Sol/Str	Cu	2	2.66	300	6	B,C,D	2(105), 4
677 PCB(@9)	16~20, Sol	Cu	2	—	300	2	B, D	2(120), 4
903(@10)	18~20, Sol/Str	Cu	2	—	300	7	B, C, D ^A	2 (105), 4
903	18, Sol/Str	Cu	1	—	300	9	B, C, D ^A	2 (105), 4
925(@11)	16-20, Sol/Str (Line-smaller hole)	Cu	2	—	300	16	B, C, D ^A	2 (105), 4
	14-20, Sol/Str (Line-bigger hole)							
	14-20, Sol/Str (Load)							

Note: A - These limited ratings are applicable to a terminal block for use in or with industrial control equipment whereby the load on any single circuit of the terminal block does not exceed 15 A at 51-150 V, or 10 A at 151-300 V, or the maximum ampere rating, whichever is less.

#Unique condition of acceptability-This terminal is to be utilized with two conductors inserted only.

##This terminal has two separate electrical ratings, fuseholder rated 400 Vac, 10 amps; Terminal block rated 200 Vac, 15 amps.




- (1) Pressure wire connector.
- (2) Screwless spring terminal.
- (3) For mounting on non-isolated surface, voltage is 300 V.
- (4) 600 V when mounted on a suitably insulated mounting surface.
- (@1) - followed by 01 thru 12.
- (@2) - followed by 320, followed by 4, followed by 02 or 03.
- (@3) - followed by 310, followed by 4, followed by 02 thru 08.
- (@4) - followed by 310, followed by 3, followed by 02 or 03.
- (@5) - followed by 650, followed by 1, followed by 02 thru 12.
- (@6) - followed by 13, followed by 02 thru 99.
- (@7) - followed by -2, -3, -4 or -5, followed by P.

(@8) - followed by number of poles.

(@9) - followed by 01 thru 99.

(@10) - followed by -2, -2J, -D2, -D2J, -3, -3J, -D3 or -D3J.

(@11) - followed by -D or blank, followed by 2 thru 5, followed by J or blank, followed by /0 or /9.

Marking: Company name or trademarks  or  or  or tradenames "TEILBAR" or "EBERG" and catalog designation (catalog designation may appear on shipping carton).

Last Updated on 2019-10-25

The appearance of a company's name or product in this database does not in itself assure that products so identified have been manufactured under UL Solutions' Follow - Up Service. Only those products bearing the UL Mark should be considered to be Certified and covered under UL Solutions' Follow - Up Service. Always look for the Mark on the product.

UL Solutions permits the reproduction of the material contained in Product iQ subject to the following conditions: 1. The Guide Information, Assemblies, Constructions, Designs, Systems, and/or Certifications (files) must be presented in their entirety and in a non-misleading manner, without any manipulation of the data (or drawings). 2. The statement "Reprinted from Product iQ with permission from UL Solutions" must appear adjacent to the extracted material. In addition, the reprinted material must include a copyright notice in the following format: "©2023 UL LLC."

Terminal Blocks Certified for Canada - Component

See General Information for Terminal Blocks Certified for Canada - Component

OPENWISE INDUSTRIAL LTD

Unit 12, 10th Fl, Hong Man Industrial Centre
2 Hong Man St
Chai Wan, HONG KONG

E156678

Cat. No.	Wire Range	Wire TQ		V	A	UG	CA
		Type	N-M				
104	22-12	Cu	0.8	600	25	B,C	2(105)
106	22-10	Cu	0.5	600	30	B,C	2(105), 4
204, 204WP	12-22	Cu	0.4	600	25	B	2(105)
206, 206WP	10-22	Cu	0.5	600	30	B	2(105)
210, 210WP	16-10	Cu	0.8	600	35	B, C	2(105),4
116, 216	16-10 Sol	Cu	10.6	600	32	C	2(105)
230, E230	22-12	Cu	0.8	600	25	B, C	2(105)
230WP, E230WP	22-12	Cu	0.4	600	25	B/C	2(105),4
407	14-20	Cu	0.5	300	15	B	2(105),4
410	16-22 Str, 16 Sol	Cu	0.5	300	10	B/D	2(105)
412	16 Sol, 22 Str	Cu	0.4	300	12	B/D	2(105)
466	22-12 Str/Sol	Cu	4.4	300	20	B/D	2(105),3(M2.6)4
465	22-12 Str/Sol	Cu	0.5	300	17.5	B/D	2(105),3(M3)4
500, 500WP, E500, E500WP	22-10	Cu	0.5	600	30	B,C	2(105), 4
540	20-14 Sol/Str	Cu	0.5	400	10	B,D	2(105)##
	20-14 Sol/Str	Cu	0.5	200	15	B,D	2(105)##
960	18-14(1) 20-16(2)	Cu	0.5	300	17.5	B,C,D	2(105)#
801	14-22 Sol/Str	Cu	1	300	15	B,C,D	2(150),4

	14-22 Sol/Str	Cu	1	300	20	B,C,D	2(150),5
802	12-22 Sol/Str	Cu	1	300	25	B,C,D	2(150),4
	12-22 Sol/Str	Cu	1	300	30	B,C,D	2(150),5
803	10-22 Sol/Str	Cu	1.8	600	35	B,C,D	2(150),5
	10-22 Sol/Str	Cu	1.8	600	40	B,C,D	2(150),5
830, 830WP	16-10	Cu	0.8	600	35	B/C	2(150)
833, 833R	16-10	Cu	0.8	600	35	B/C	2(150)
7303, 7301, 7302, 7001	12-24	Cu	0.5	300	12	B,D	2(105)
673	18-20 Sol	Cu	1	300	2	B,D	2(130),4
464(@1)	14-22, Sol/Str	Cu	0.5	300	16	B	2(115)
				300	Note A	D	
465(@1)	12-22, Sol/Str	Cu	0.5	300	17.5	B	2(115)
				300	Note A	D	
466(@1)	12-22, Sol/Str	Cu	0.5	300	20	B	2(115)
				300	Note A	D	
923(@2)	14-18, Sol/Str(Load)	Cu	—	300	16	B,C,D	2(105)
	16-18, Sol(Left Line)	Cu	—	600	Note A	D	
	14-16, Sol(Right Line)						
	18, Sol (Top Line)						
	14-18, Sol/Str(Load)	Cu	—	300	15	B,C,D	2(105), 4
	16-18, Sol(Left Line)	Cu	—	600	Note A	D	
	14-16, Sol(Right Line)						
	18, Sol (Top Line)						
675 Single (@3)	14~20 Sol/Str	Cu	—	300	10	B	2(105), 4
					Note A	D	
500B(@4)	12~18 Sol/Str	Cu	0.3	300	6	B,C,D	2(105), 4
250 (@4)	12~18 Sol/Str	Cu	0.3	300	6	B,C,D	2(105), 4
677 PCB (@5)	16~20 Sol	Cu	—	300	2	B, D ^A	2(120)
903(@6)	18~20, Sol/Str	Cu	—	300	7	B, C, D ^A	2 (105)

925(@7)	16-20, Sol/Str (Line-smaller hole)	Cu	—	300	16	B, C, D ^A	2 (105)
	14-20, Sol/Str (Line-bigger hole)						
	14-20, Sol/Str (Load)						

Note: A - These limited ratings are applicable to a terminal block for use in or with industrial control equipment whereby the load on any single circuit of the terminal block does not exceed 15 A at 51-150 V, or 10 A at 151-300 V, or the maximum ampere rating, whichever is less.

#Unique condition of acceptability-This terminal is to be utilized with two conductors inserted only.

##This terminal has two separate electrical ratings, fusehold rated 400 Vac, 10 amps; Terminal block rated 200 Vac, 15 amps.

(@1) followed by 650, followed by 1, followed by 02 thru 12.

(@2) followed by -2, -3, -4 or -5, followed by P.




(@3) followed by number of poles.


(@4) followed by 01 thru 012.

(@5) followed by 01 thru 99.

(@6) followed by -2, -2J, -D2, -D2J, -3, -3J, -D3 or -D3J.

(@7) followed by -D or blank, followed by 2 thru 5, followed by J or blank, followed by /0 or /9.

Marking: Company name or trademarks  or  or  or tradenames "TEILBAR" or "EBERG" and Recognized

Component Mark for Canada, , on the product. Catalog designation, maximum voltage, wire range, and ampere rating appear on the device or, in or on the carton.

Last Updated on 2019-10-25

The appearance of a company's name or product in this database does not in itself assure that products so identified have been manufactured under UL Solutions' Follow - Up Service. Only those products bearing the UL Mark should be considered to be Certified and covered under UL Solutions' Follow - Up Service. Always look for the Mark on the product.

UL Solutions permits the reproduction of the material contained in Product iQ subject to the following conditions: 1. The Guide Information, Assemblies, Constructions, Designs, Systems, and/or Certifications (files) must be presented in their entirety and in a non-misleading manner, without any manipulation of the data (or drawings). 2. The statement "Reprinted from Product iQ with permission from UL Solutions" must appear adjacent to the extracted material. In addition, the reprinted material must include a copyright notice in the following format: "©2023 UL LLC."